

Preparation Guidelines

GENERAL PREPARATION GUIDELINES FOR ALL-CERAMIC RESTORATIONS SHOULD BE FOLLOWED (FIG. 1 & 2):

1. Preparation should follow the anatomy of the tooth, providing at least the minimum thickness required for the respective restoration (Table 1). A 1.0 mm axial and occlusal reduction is considered ideal for full contour zirconia restorations.
2. A definitive finish line (shoulder with rounded internal line angles or chamfer) is recommended. Feather edge preparations are acceptable.
3. All sharp edges and line angles should be rounded.

TABLE 1

Minimum Zirconia Thickness - Crowns

| Anterior | Crowns |
|----------------------|--------|
| Axial | 0.5 mm |
| Incisal/Occlusal | 0.5 mm |
| Connector Dimensions | n/a |
| Posterior | Crowns |
| Axial | 0.5 mm |
| Incisal/Occlusal | 0.5 mm |
| Connector Dimensions | n/a |

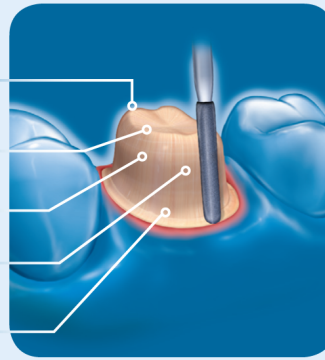
Minimum Zirconia Thickness - Bridges

| | 3-Unit | ≥4 units with max 2 connected pontics | Cantilever with 1 pontic |
|----------------------|-------------------|---------------------------------------|--------------------------|
| Anterior | | | |
| Axial | 0.5 mm | 0.7 mm | 0.7 mm |
| Incisal/Occlusal | 0.7 mm | 1.0 mm | 1.0 mm |
| Connector Dimensions | 7 mm ² | 9 mm ² | 12 mm ² |
| Posterior | | | |
| Axial | 0.5 mm | 0.7 mm | 0.7 mm |
| Incisal/Occlusal | 0.7 mm | 1.0 mm | 1.0 mm |
| Connector Dimensions | 9 mm ² | 12 mm ² | 12 mm ² |

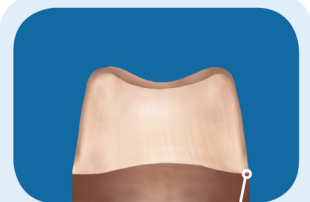
Ideal Chamfer Margins

FIGURE 1

- Occlusal reduction
1.0 mm ideal
0.5 mm minimum
- Rounded internal line angles
- Taper between 4° and 8°
- Axial reduction
0.5 mm to 1.5 mm
- Reduction of ≥ 0.5 mm at gingival margin



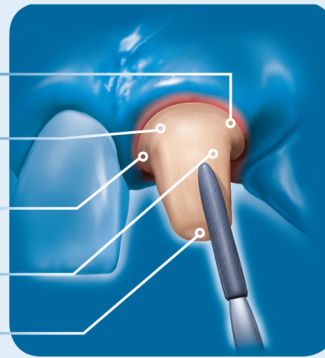
Feather Edge Margin



Feather edge margin
≥ 0.5 mm gingival reduction

FIGURE 2

- Chamfer/shoulder preparation or feather edge
- Rounded internal line angles
- Reduction of ≥ 0.5 mm at gingival margin
- Axial reduction
0.5 mm to 1.5 mm
- Incisal reduction
0.5 mm to 2.0 mm



For more information, call us at **800-496-9500**
or visit **www.zirlux.com**